


Kaia Chart

20					/	\	/	\	/	\	/	\	/	\	/	\	/	\	/	\	/	\	/	\	/	\	/	\	P	P	P	P	20		
19																															K	K	K	K	19
18					/	\	/	\	/	\	/	\	/	\	/	\	/	\	/	\	/	\	/	\	/	\	/	\	P	P	P	P	18		
17																															K	K	K	K	17
16					/	\	/	\	/	\	/	\	/	\	/	\	/	\	/	\	/	\	/	\	/	\	/	\	P	P	P	P	16		
15																															K	K	K	K	15
14					/	\	/	\	/	\	/	\	/	\	/	\	/	\	/	\	/	\	/	\	/	\	/	\	P	P	P	P	14		
13																															K	K	K	K	13
12					/	\	/	\	/	\	/	\	/	\	/	\	/	\	/	\	/	\	/	\	/	\	/	\	P	P	P	P	12		
11																															K	K	K	K	11
10					/	\	/	\	/	\	/	\	/	\	/	\	/	\	/	\	/	\	/	\	/	\	/	\	P	P	P	P	10		
9																															K	K	K	K	9
8					/	\	/	\	/	\	/	\	/	\	/	\	/	\	/	\	/	\	/	\	/	\	/	\	P	P	P	P	8		
7																															K	K	K	K	7
6					/	\	/	\	/	\	/	\	/	\	/	\	/	\	/	\	/	\	/	\	/	\	/	\	P	P	P	P	6		
5																															K	K	K	K	5
4	P	P	P	P	/	\	/	\	/	\	/	\	/	\	/	\	/	\	/	\	/	\	/	\	/	\	/	\	P	P	P	P	4		
3	K	K	K	K	P	P	K	K	K	P	P	K	K	K	P	P	K	K	K	P	P	K	K	K	P	P	K	K	K	K	3				
2	P	P	P	P	K	K	P	P	P	K	K	P	P	P	P	K	K	P	P	P	K	K	P	P	P	P	K	K	P	P	P	P	2		
1	K	K	K	K	P	P	K	K	K	P	P	K	K	K	P	P	K	K	K	P	P	K	K	K	P	P	K	K	K	K	1				




Sl 1 to cn, hold to back, K2, P1 from cn

Sl 2 to cn, hold to front, P1, K2 from cn

Sl 2 to cn, hold to back, K2, K2 from cn

Sl 2 to cn, hold to front, K2, K2 from cn

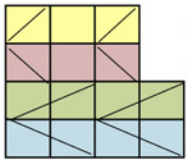


Purl on right side. Knit on wrong side.

Knit on right side. Purl on wrong side.

Kaia Chart

20																							P	P	P	P	20	
19																								K	K	K	K	19
18																								P	P	P	P	18
17																								K	K	K	K	17
16																								P	P	P	P	16
15																								K	K	K	K	15
14																								P	P	P	P	14
13																								K	K	K	K	13
12																								P	P	P	P	12
11																								K	K	K	K	11
10																								P	P	P	P	10
9																								K	K	K	K	9
8																								P	P	P	P	8
7																								K	K	K	K	7
6																								P	P	P	P	6
5																								K	K	K	K	5
4	P	P	P	P																			P	P	P	P	4 RS	
3	K	K	K	K	P	P	K	K	K	P	P	K	K	K	K	P	P	K	K	K	P	P	K	K	K	K	3 WS	
2	P	P	P	P	K	K	P	P	P	K	K	P	P	P	P	K	K	P	P	P	K	K	P	P	P	P	2 RS	
1	K	K	K	K	P	P	K	K	K	P	P	K	K	K	K	P	P	K	K	K	P	P	K	K	K	K	1 WS	





SI 1 to cn, hold to back, K2, P1 from cn

SI 2 to cn, hold to front, P1, K2 from cn

SI 2 to cn, hold to back, K2, K2 from cn

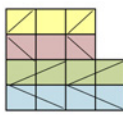
SI 2 to cn, hold to front, K2, K2 from cn

 Purl on right side. Knit on wrong side.

 Knit on right side. Purl on wrong side.

Kaia Chart

																														P	P	P	P	20
																														K	K	K	K	19
																														P	P	P	P	18
																														K	K	K	K	17
																														P	P	P	P	16
																														K	K	K	K	15
																														P	P	P	P	14
																														K	K	K	K	13
																														P	P	P	P	12
																														K	K	K	K	11
																														P	P	P	P	10
																														K	K	K	K	9
																														P	P	P	P	8
																														K	K	K	K	7
																														P	P	P	P	6
																														K	K	K	K	5
	P	P	P	P																										P	P	P	P	4 RS
3	K	K	K	K	P	P	K	K	K	P	P	K	K	K	K	P	P	K	K	K	P	P	K	K	K	P	P	K	K	K	K	3 WS		
2	P	P	P	P	K	K	P	P	K	K	P	P	P	P	K	K	P	P	K	K	P	P	K	K	P	P	K	K	P	P	P	P	2 RS	
1	K	K	K	K	P	P	K	K	P	P	K	K	K	K	P	P	K	K	K	P	P	K	K	P	P	K	K	K	K	K	K	1 WS		



- SI 1 to cn, hold to back, K2, P1 from cn
- SI 2 to cn, hold to front, P1, K2 from cn
- SI 2 to cn, hold to back, K2, K2 from cn
- SI 2 to cn, hold to front, K2, K2 from cn
- Purl on right side. Knit on wrong side.
- Knit on right side. Purl on wrong side.